

COLLEGE OF ENGINEERING, ADOOR

NOTICE

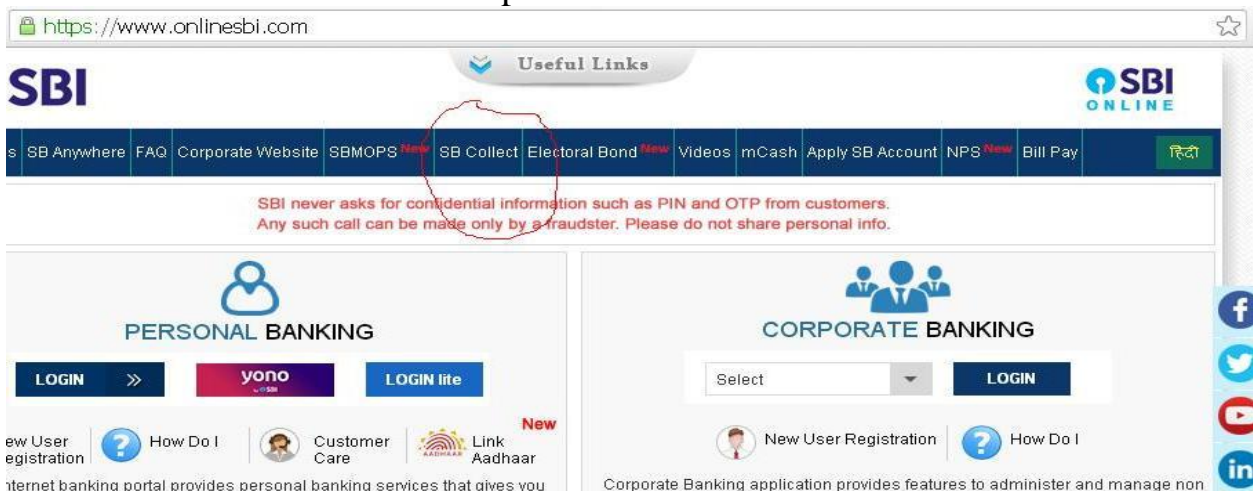
From this academic year onwards the fee collection in the college will be made through “SB Collect” facility. Students/parents shall make online payment through the web facility hosted in SB collect web page. Fees will not be collected at college office.

***In case of students availing educational loan only, DD shall be taken and can be submitted at college in favour of **The Principal, College of Engineering, Adoor payable at Adoor.**

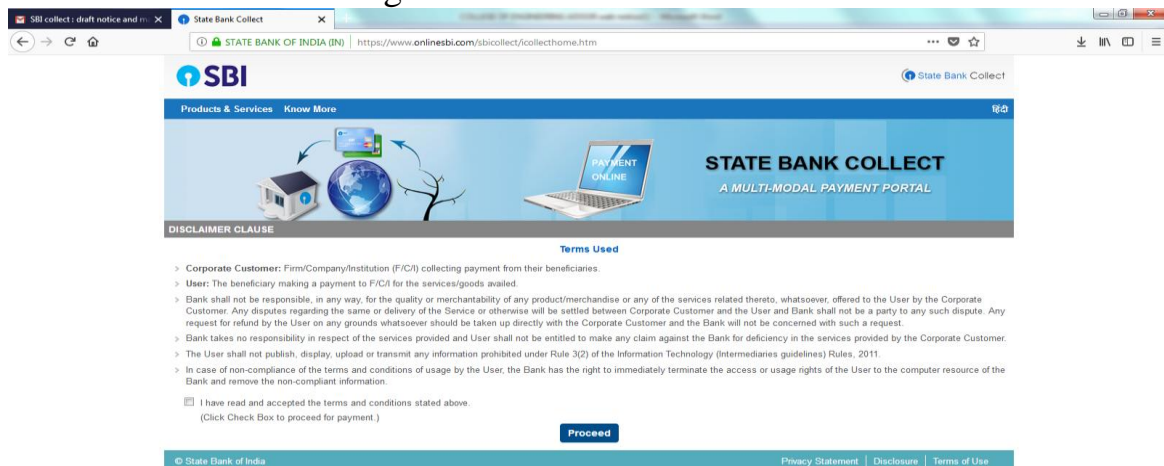
The students should enter their KTU ID (example:- ADR19ME000) to make payment.

Procedure


1. Type www.onlinesbi.com (or you may use the link provided in college website www.cea.ac.in)
2. Select “ SB COLLECT” option.



3. Proceed -Accept the terms and conditions of use by clicking the check box below after reading the instructions and click on “Proceed”



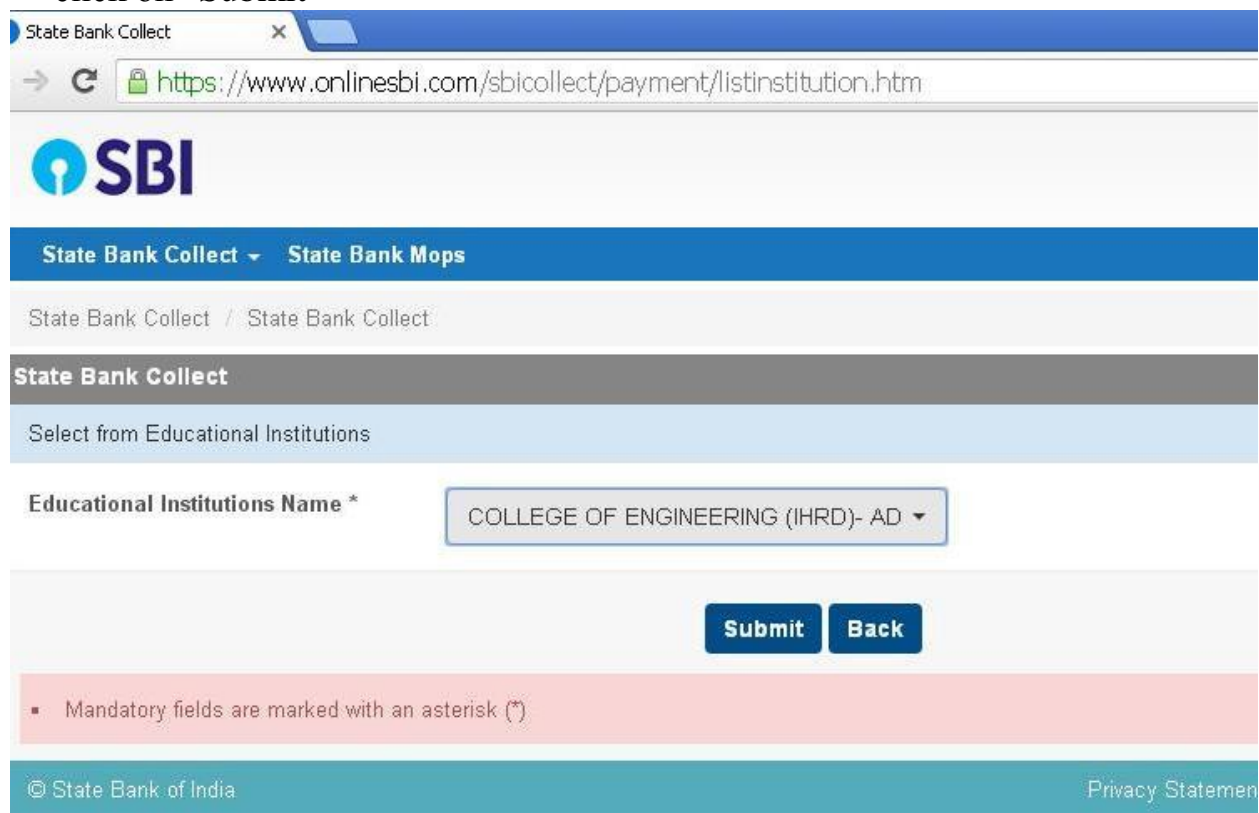
4. Select state “Kerala “ & “educational institution” from the drop down menu.



The screenshot shows a web browser window with the URL <https://www.onlinesbi.com/sbicollect/sbclink/displayinstitutiontype.htm>. The page features the SBI logo and navigation menus. Below the navigation, there is a section titled "Select State and Type of Corporate / Institution". It contains two dropdown menus: "State of Corporate / Institution *" with "Kerala" selected, and "Type of Corporate / Institution *" with "Educational Institutions" selected.

And click “Go”

5. Select college of engineering(IHRD) –Adoor from drop down menu and click on “Submit”



The screenshot shows a web browser window with the URL <https://www.onlinesbi.com/sbicollect/payment/listinstitution.htm>. The page features the SBI logo and navigation menus. Below the navigation, there is a section titled "Select from Educational Institutions". It contains a dropdown menu labeled "Educational Institutions Name *" with "COLLEGE OF ENGINEERING (IHRD)- AD" selected. Below the dropdown are two buttons: "Submit" and "Back". A red banner at the bottom of the form area contains the text "Mandatory fields are marked with an asterisk (*)". The footer of the page includes "© State Bank of India" and a "Privacy Statement" link.

6. SELECT FEE PAYMENT AND ENTER YOUR KTUID (EXAMPLE – ADR19ME000) and click “Submit”
7. Verify your name, admission number , branch and category provided in the page (is there any discrepancy contact college office)
8. Provide details of fee amount as per the notice of fee collection published in website www.cea.ac.in. (the details of tuition fee, other fees , fine for late payment etc will be published in college website)
9. Provide name , date of birth, mobile number etc for rechecking the data at college office and click submit.
10. Make payment as per directions shown on the web page.

11. Take a print out of receipt and submit to college along with your semester registration application. (also retain a copy of receipt for verification later if any)

****** For any further clarifications please contact college office.***